

Company _____

Reference name _____

Contact _____

Delivery Date _____

Order Offer request Internal

System

Conventional CAN-BUS
 No Yes EN 81-70

Material

Aluminum
 Stainless steel
 Not brushed Brushed
 Brass
 Brushed Polished
 Not painted Painted

Fitting hole/Screw

4.5/MFS M4 5/MCS M4 5.5/MFS M5
 6/MCS M5 7/Kone Shield
 No Yes Screw provided by PD (torx)

Cabling

No Yes Halogen free cable
 No Yes Prewired car panel
 5m cable State length: _____ m
 No Yes Prewired floor panel
 2m cable State length: _____ m
 No Yes Prewired floor indicators in car
 5m cable State length: _____ m
 No Yes Prewired floor indicators at floor
 2m cable State length: _____ m

Other

LED Red Blue
 Logic Positive Negative
 Button type car panel Button type floor panel
 Dual Light (tactile) Dual Light (tactile)
 Panzer Panzer
 Button material Stainless steel Brass
 Encoding VV PD Other
 Bin Dec Gray
 Start code: _____

Loading text

No Yes _____ / _____ kg/people
 _____ language
 Car Floor

Car Panel

No. of panels _____ pcs
 No Yes Stop button
 No Yes Emergency signal
 No Yes Door opener
 No Yes Door closer
 No Yes Overload
 No Yes Buzzer
 No Yes Floor indicator
 No Yes Speech processor
 No Yes Emergency light
 No Yes Telephone
 SafeLine 3000 Other, state type _____
 Linje GSM
 Incl. telephone Only prepared
 ComLink (Prepared pictogram and diode holes)

Floor Panel

No. of panels _____ pcs
 No Yes Call button
 No Yes Up button (not top floor)
 No Yes Down button (not bottom floor)
 No Yes OFF
 No Yes Here
 No Yes Occupied
 No Yes Floor indicator
 No Yes Arrival signal
 No Yes Door button

Floor Indicator in Car

No. of panels _____ pcs
 No Yes Speech processor
 No Yes Landscape

Floor Indicator at Floor

No. of panels _____ pcs
 No Yes Arrival signal
 No Yes Landscape

Fitting

Frame / Desk * Housing (default 50 mm)
 No Yes Car panel No Yes Car panel
 No Yes Floor No Yes Floor
 No Yes Floor indicator in car No Yes Floor indicator in car
 No Yes Floor indicator at floor No Yes Floor indicator at floor

Material frame / desk

Stainless
 Wood, state material _____

* Configuration of the panel affect the depth of frames and desk

Floor designation (mark entrance floor)

Address on car panel

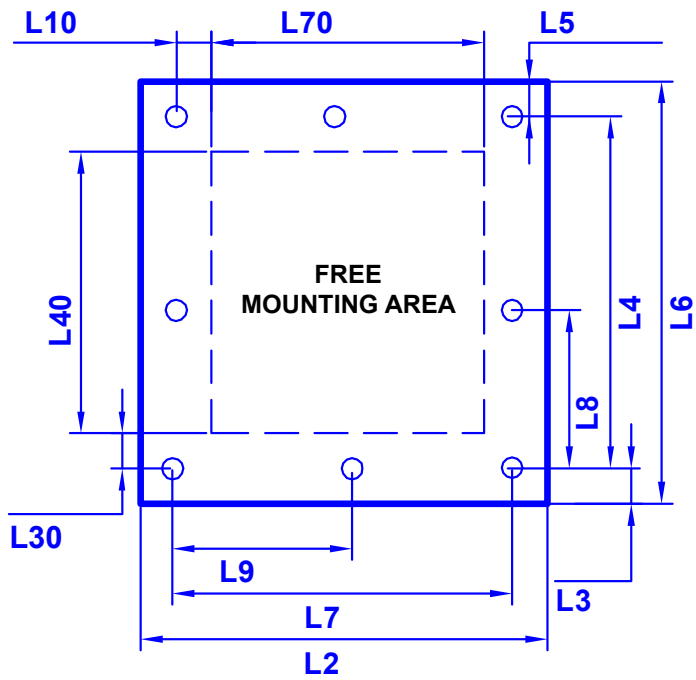
Additional information:

Instruction Default values are indicated with a marked corner

Please make selection by clicking/checking the box

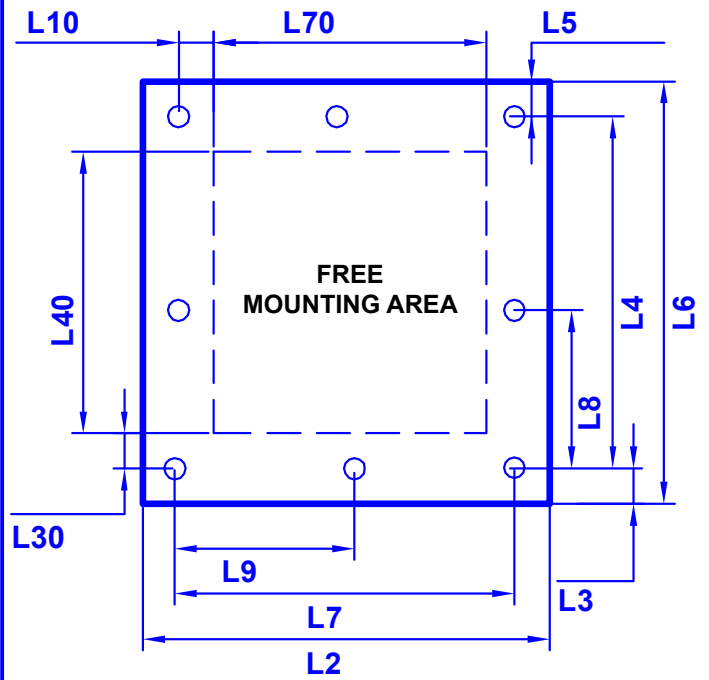
Version 1.7

CAR PANEL



OTHER INFORMATION:

FLOOR PANEL

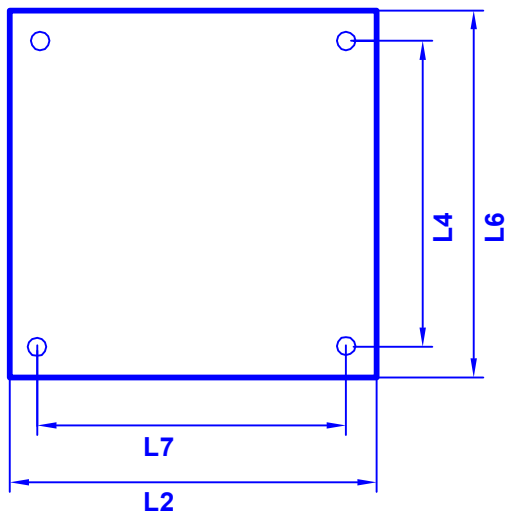


OTHER INFORMATION:

FLOOR INDICATOR FLOOR

No. of Holes

- 2 Hole
- 4 Hole

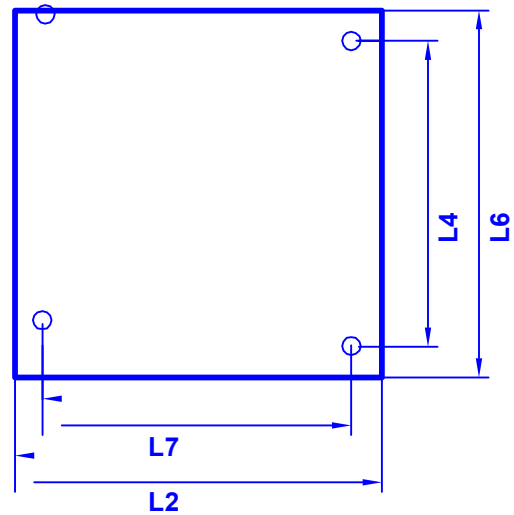


OTHER INFORMATION:

FLOOR INDICATOR CAR

No. of Holes

- 2 Hole
- 4 Hole



OTHER INFORMATION: